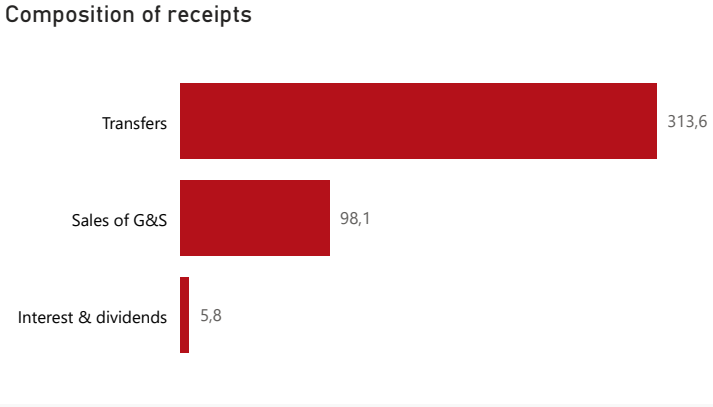
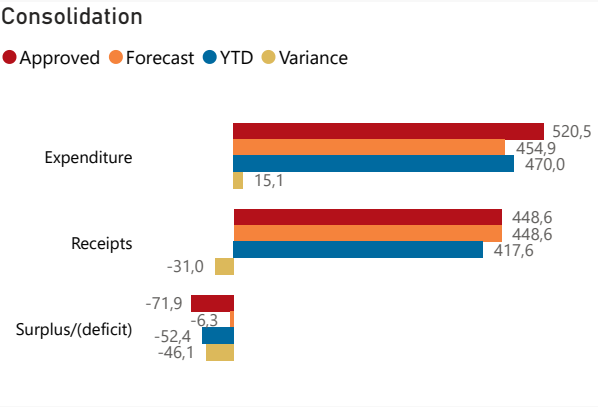


Overview - Public Entities Quarterly Reporting

Approved receipts	Approved spending	Surplus/(deficit)
448,6	520,5	-71,9
93,1%	90,3%	

- ☐ R billion
- ☒ R million
- ☐ R thousand



Quarter

4

Cluster

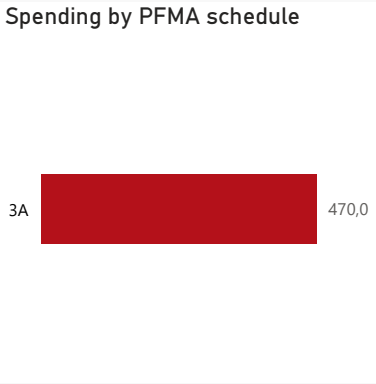
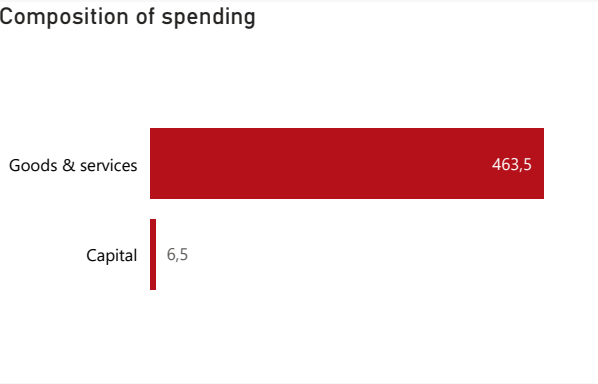
All

Department

Forestry, Fisheries and the Environm...

Entity

Marine Living Resources Fund



Public Entities Receipts

Approved sales of G&S

134,0

73,3%

Approved transfers

303,6

103,3%



national treasury

Department:
National Treasury
REPUBLIC OF SOUTH AFRICA

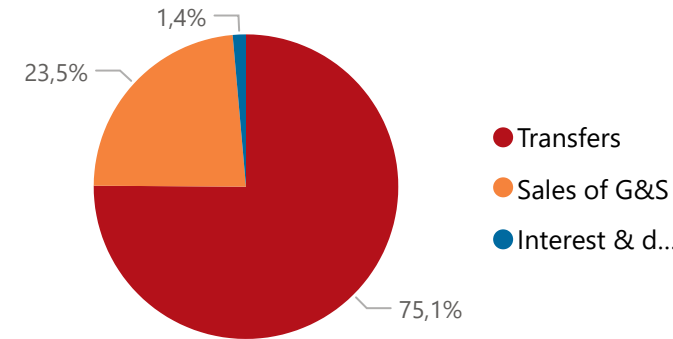
- ☐ R billion
- ☒ R million
- ☐ R thousand

Actual vs Forecast

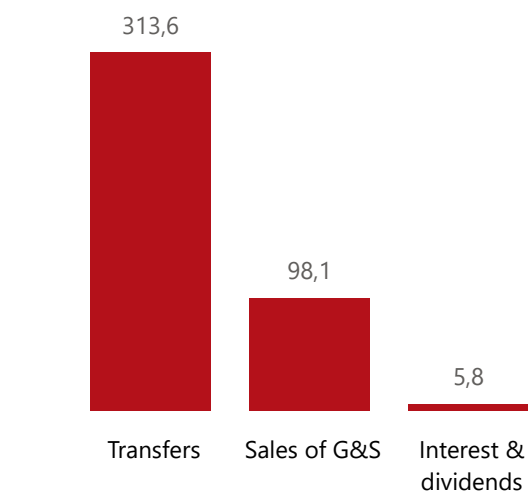
● Approved ● Forecast ● YTD ● Variance



Composition of receipts



Top 5 Receipts



Quarter

4

Cluster

All

Department

Forestry, Fisheries and the Environm...

Entity

Marine Living Resources Fund

Top 5 Transfers



Receipts

Level 3	Approved	YTD	% YTD
Transfers	303,6	313,6	75,1%
Sales of G&S	134,0	98,1	23,5%
Interest & dividends	10,0	5,8	1,4%
Fines & penalties	1,0		
Total	448,6	417,6	100,0%

Public Entities Spending

Approved CoE

86,9

(Blank)

Approved G&S

433,5

106,9%

Approved transfers

(Blank)

93,1%

- ☐ R billion
- ☒ R million
- ☐ R thousand



national treasury

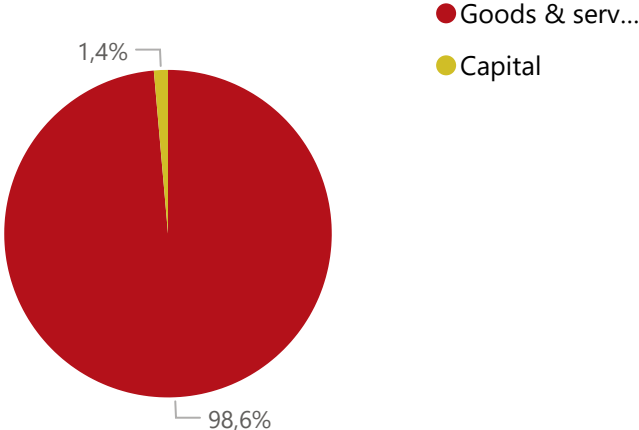
Department:
National Treasury
REPUBLIC OF SOUTH AFRICA

Actual vs Forecast

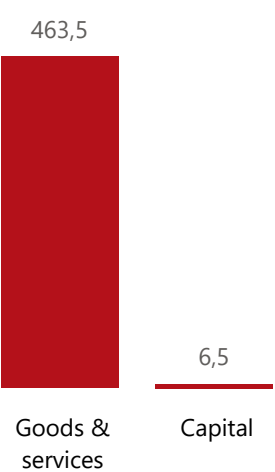
Approved Forecast YTD Variance



Composition of spending



Top 5 Goods & services



Quarter

4

Cluster

All

Department

Forestry, Fisheries and the Environm...

Entity

Marine Living Resources Fund

Capital assets

YTD Forecast



Spending

Level 3	Approved	YTD	% YTD
Goods & services	433,5	463,5	98,6%
Capital		6,5	1,4%
CoE	86,9		
Total	520,5	470,0	100,0%